

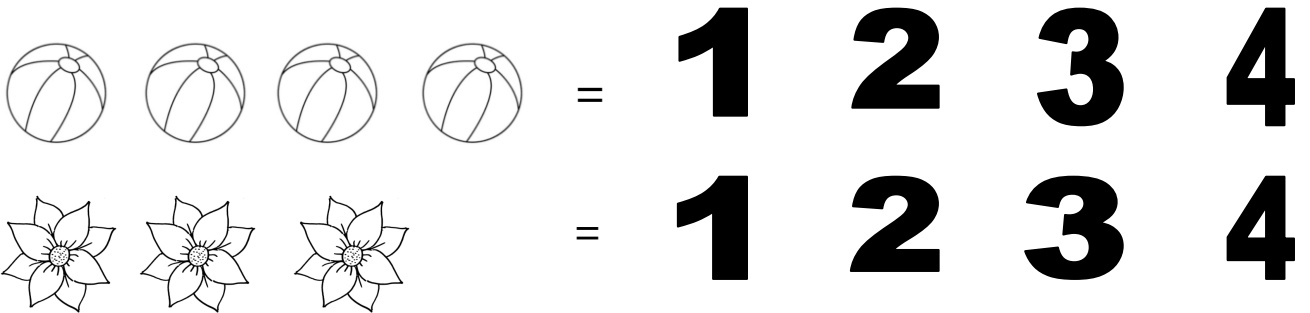


Name..... Roll No..... Section.....

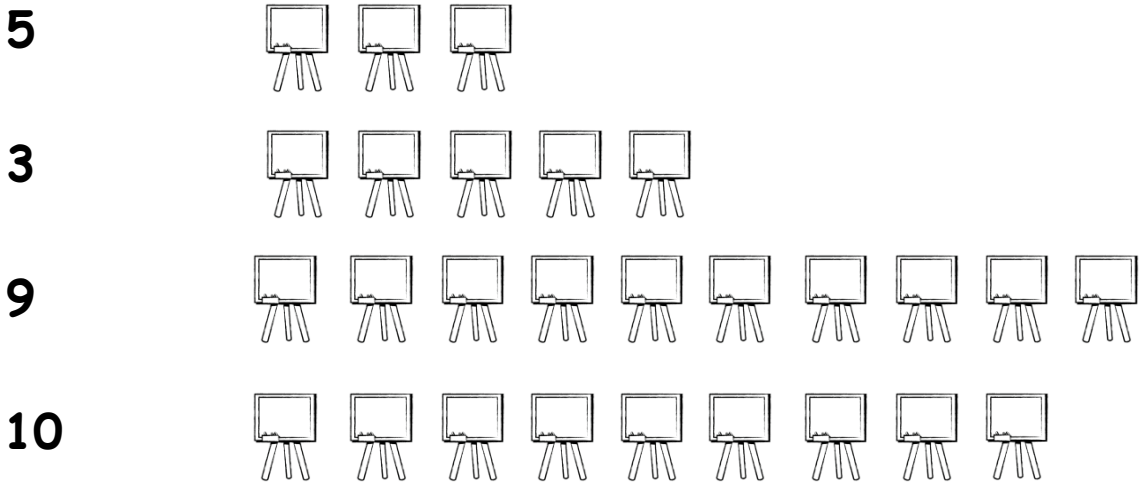
### **NURSERY**

(Maths)

1. Count and Circle the correct answer/number.



2. Count and Match the numbers.




3. Count and Write:-



P.T.O.





#### 4. Trace the Numbers:-



#### 5. Project Work:-

Colour the numbers from 1 to 20 using different colour.

Note:- Do the work neatly

1	2	3	4	5	
6	7	8	9	10	
11	12	13	14	15	16
17	18	19	20		

#### 6. Write counting from 1 to 20.

1									
11									20

**7. Application Based Questions:-**


1. Count at Home:-

a) Number of doors = \_\_\_\_\_

b) Number of family members = \_\_\_\_\_

**8. Colour the correct Number of balloons:-**

Colour 10 balloons



**9. Find and Tick:-**

Tick the group with 5 moon



**10. Write the missing numbers:-**

1    \_\_\_\_\_    4    \_\_\_\_\_    7    \_\_\_\_\_    10



# R.S.M. PUBLIC SCHOOL, SUPAUL

## Holiday Homework

Date-23.05.2026

**NURSERY**

Name..... Roll No..... Section.....

(English)

### 1. Trace the letters.

A

F

B

G

C

H

D

I

E

J

### 2. Match the letters with the correct picture:-

**A**



**B**



**C**



**D**



**E**



P.T.O.

3. Fill the missing letters:-

**A** ——— **C**

**D** ——— **F**

**F** ——— **H**

**H** ——— **J**

4. Circle (O) the correct first letter:-



APPLE - A B C



DOG - D E F



ICE - CREAM - H I J

5. Match same letters:-

A

J

B

I

C

H

D

G

E

F

F

E

G

D

H

C

I

B

J

A

P.T.O.

6. Tick (✓) the correct letter.

a) Tick the letter G.

A B C D E F G H I J


a) Tick the letter J.

A B C D E F G H I J

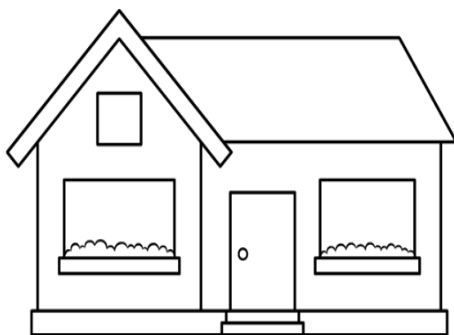
7. Look at the picture and write the first letter.



— .....  
.....



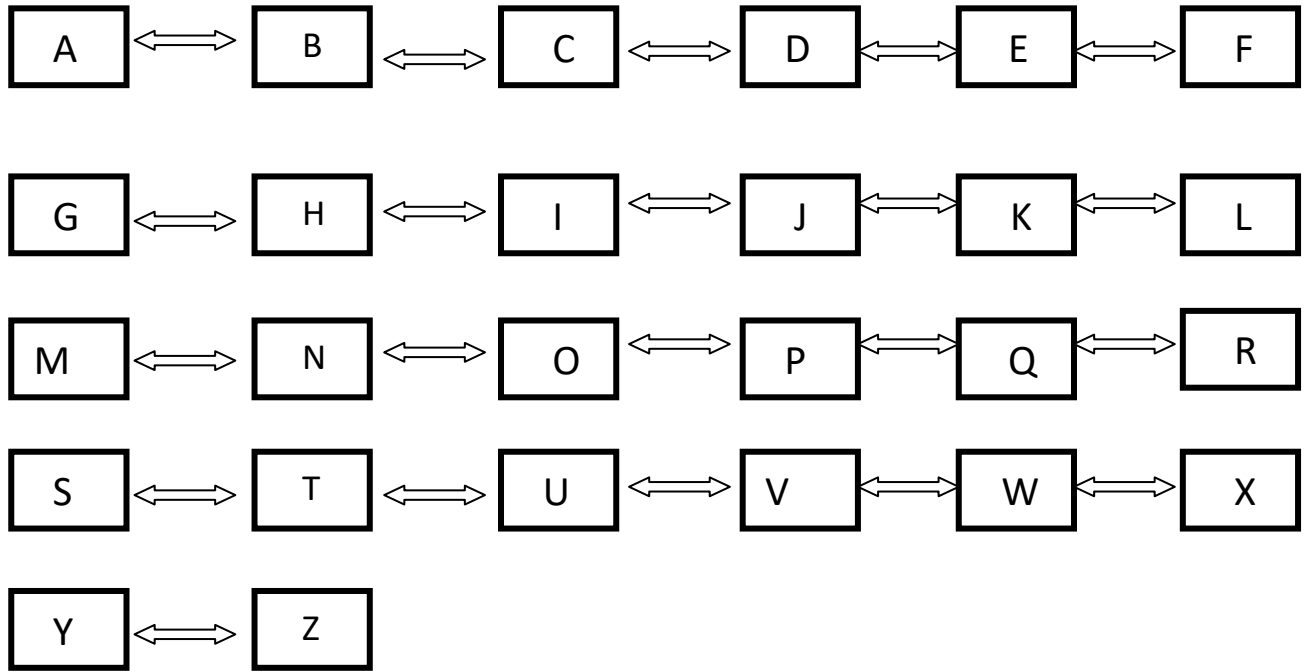
— .....  
.....




— .....  
.....

P.T.O.

**8. Colour only A, E, I, O and U (A to Z):-**



**9. Colour the picture:-**



**Peacock**

**10. Write the first letter of your name in big size.**



# R.S.M. PUBLIC SCHOOL, SUPAUL

## Holiday Homework

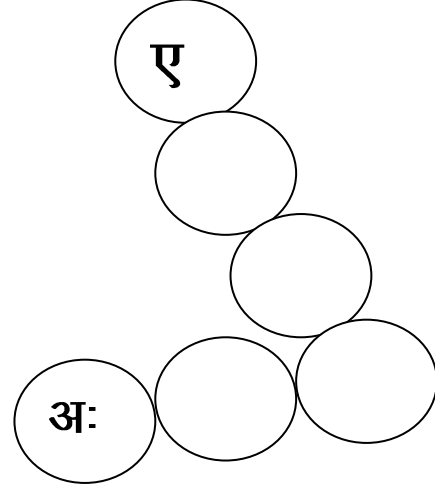
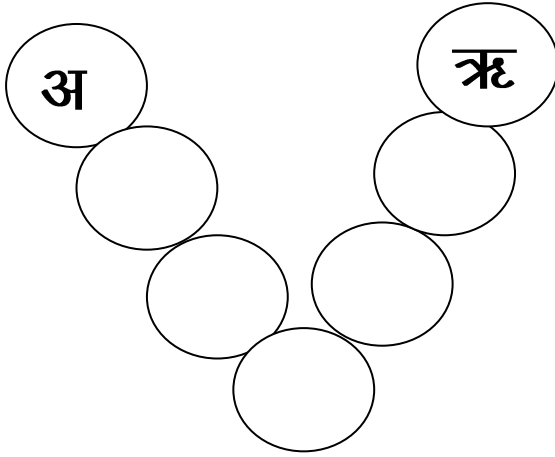
Date-23.05.2026

**NURSERY**

Name..... Roll No..... Section.....

### हिन्दी

#### 1. वर्णमाला लिखें।



#### 2. अभ्यास करें।



#### 3. वर्ण मिलान करें।

अ	ई
उ	अं
ऋ	अ
अं	ऐ
ऐ	उ
आ	ऋ
ई	आ

P.T.O.

4. चित्रों को देखकर वर्ण मिलान करें।



उ



इ



आ



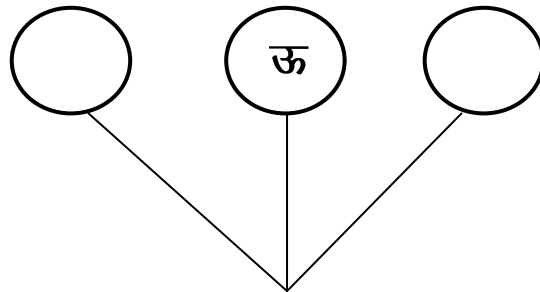
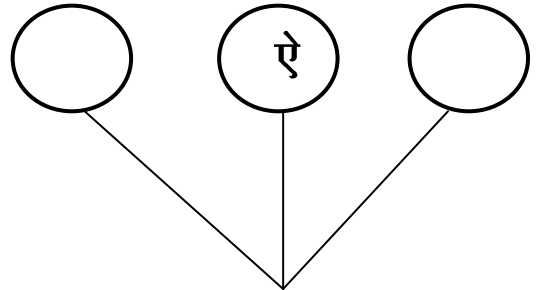
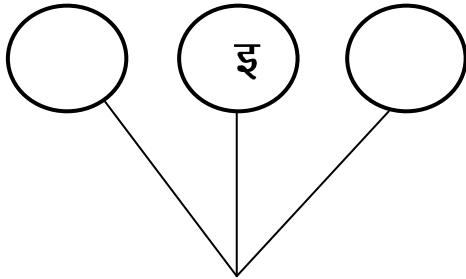
ऊ



ए

औ

5. आगे और पीछे वाले वर्ण लिखें।



P.T.O.

6. सही अक्षर पर गोला करें।

अ ङ

ऋ ॠ

क फ

ऊ ॡ

इ ॢ

ओ ॣ

7. अलग वर्ण में गोला लगाए।

इ - उ इ इ इ

ग - ख ग ग ग

आ - आ आ इ आ

ओ - ओ ऐ ओ ओ

ए - ए ए ऐ ए

ई - ई ई ई अं

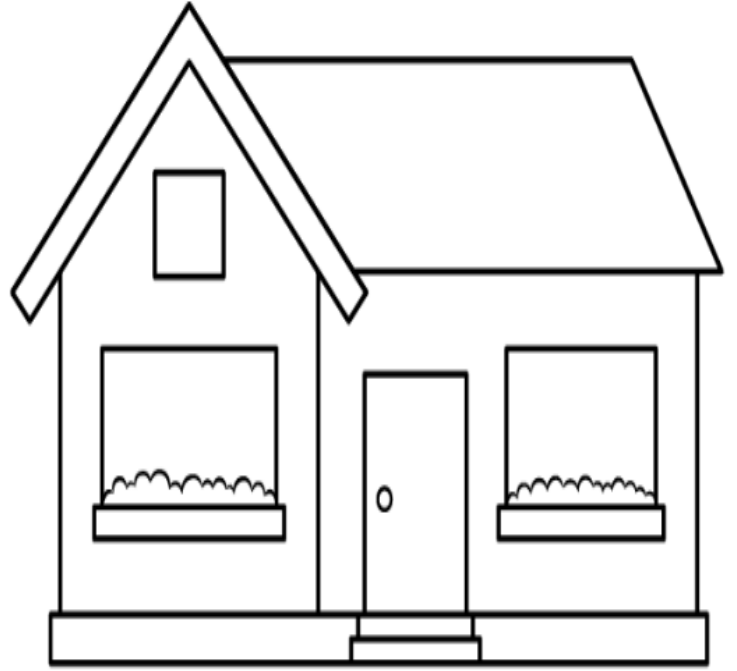
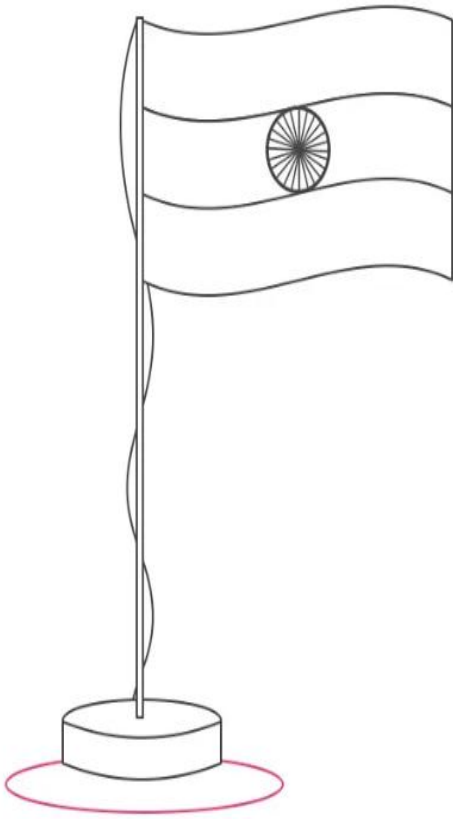
अ - अ ऋ अ अ

8. चित्रों को देखकर पहला वर्ण लिखे।



P.T.O.

## 9. चित्रों में रंग भरें।



## 10. रिक्त स्थानों को भरें।

अ ..... ई ..... ऊ .....

ए ..... ओ ..... अं .....