



Name..... Roll No..... Section.....

Balvatika-II

(Maths)

1. Count and write the numbers:-

2. Say and write missing number from (1 to 20).

1
5
7

11
14
19

3. Match the same numbers.

11

6

12

12

6

11

8

10

9


9

10

8

4. Match the shapes with their name:-

Square



Circle



Rectangle



Triangle



5. Write the number that come after:-

9 _____

7 _____

16 _____

3 _____

2 _____

8 _____

P.T.O.

6. Write the number in the correct order:-

15, 19, 16, 11, 13, 12, 18, 17, 20, 14

7. Circle the correct number of each word:-

Five - 6, 5, 9

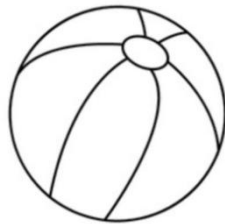
Six - 1, 6, 2

One - 1, 2, 3

Two - 3, 2, 6

Four - 6, 7, 4

8. Circle the Big one and colour it:-



9. Circle the tall one and colour it:-



10. Write Counting (1 to 20):-



R.S.M. PUBLIC SCHOOL, SUPAUL

Holiday Homework

Date-23.05.2026

Balvatika-II

Name..... Roll No..... Section.....

(English)

1. Circle the vowel:-

M T K U N A O J

2. Match with starting letters:-

A Zebra

R Apple

Z Rat

K Dog

D Kite

3. Write the capital letters. (A to Z).

A _____

4. Write the missing letters.

B ___ D ___ F ___ H ___ J ___ L ___ N

___ P ___ R ___ T ___ V ___ X ___ Z

P.T.O.

5. Look at the picture write correct letters:-




S _ _ n



A _ p _ e



B _ l _



C _ p

6. Match the same letters:-

A

D

D

A

E

B

F

E

B

F

7. Circle correct first letter for below picture:-



- D A B



- A B S



- S M O

8. Circle the correct small letter for given capital letter:-

A - m a c

D - a d o

E - b e p

P.T.O.

9. Write missing letters between letters:-

A _____ C

B _____ D

D _____ F

C _____ E

G _____ I

F _____ H

10. Circle the same letters:-


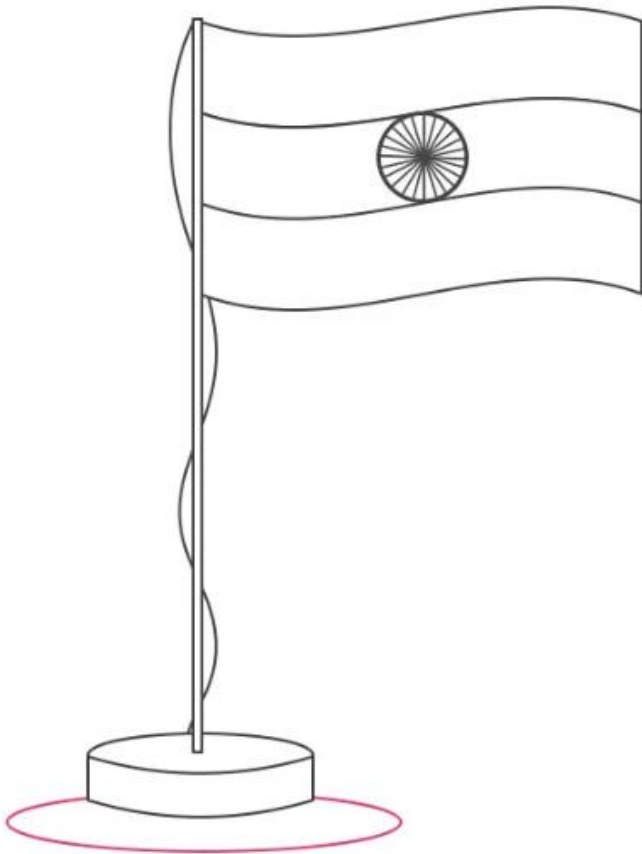
A - B A C

B - D B E

C - A C O

D - B D E

11. Colour it:-



DragoArt.co

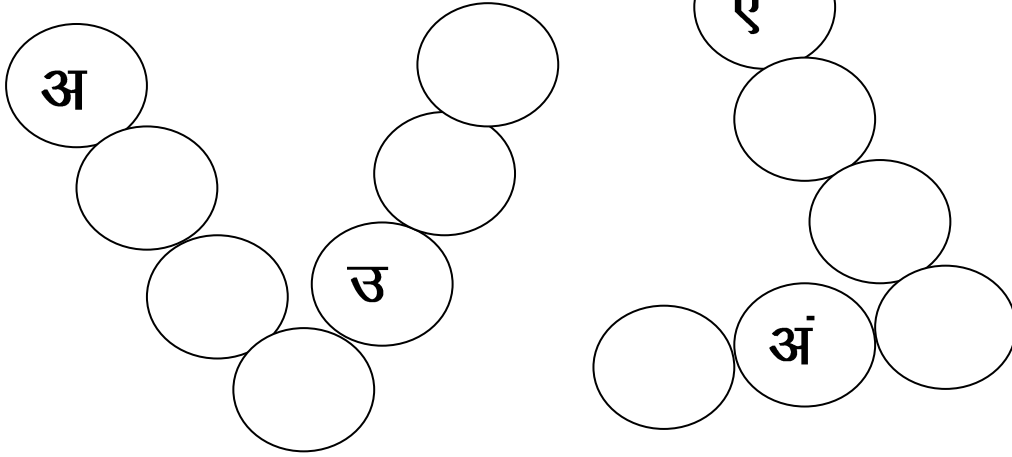


Balvatika-II

Name..... Roll No..... Section.....

हिन्दी

1. वर्णमाला पूरा करें।



2. चित्र देखकर उसके प्रथम वर्ण लिखें—



— श



—



—



—



P.T.O.

3. रिक्त स्थान को भरें।

अ इ उ

ए ओ अं

4. अक्षर से अक्षर मिलाओं-



5. चित्र देखकर पहला अक्षर में (0) लगाएँ-



अ

ऊ

ई



इ

आ

इ



अ

ओ

ई

P.T.O.

6. अक्षरों को जोड़कर शब्द बनाए—

ज + ड़ =

क + ल़ =



च + ल =

ब + स =

स + ब =

व + क =

7. मिलान करें—



8. अ से अः तक लिखें।

अ

ए

9. समान अक्षर पर गोला बनाइए—



10. रंग भरें—

